





Year-on-year comparatives

	Year 1	Oct 16 to Mar 17	Total	80
	Year 2	Oct 17 to Mar 18	Total	124
	Year 3	Oct 18 to Mar 19	Total	265
	Year 4	Oct 19 to Mar 20	Total	204

